

460 FLY



The highly-anticipated 460 FLY brings back all the ground-breaking innovations of the award winning 500 FLY in a more compact frame. This daring new design clearly shows the bold path Galeon has taken to propel its yachts into the future. Once again fitted with an automatic bow settee area that swiftly morphs into a sundeck, a cockpit roto-seat, and everyone's favorite feature - the Beach Mode, be sure the 460 FLY will make the most of the space available on board.

Inside, find yourself in a world of luxury with a quality finish all Galeon yachts are known for. Customize the interior with a variety of available woodwork and fabrics and select from a wide range of options and equipment to truly make it your own.

Guests can be entertained on the main deck that features a dining area and a full-sized kitchen or take respite down below in one of the three cabins. The spacious master is located midship and offers access to an en suite bathroom for extra privacy.

Several engine options and propulsion types, including the IPS drives allow to strike a perfect balance between great fuel economy and sporty performance. The yacht joins the already extensive lineup of Third Generation units available and is sure to make a long-lasting impression with its unique combination of substance and style.

The 460 FLY is a clear indication that Galeon is still on the forefront of innovation, charting a new direction for modular luxury crafts.

The 460 FLY offers all the amazing features of the 500 series in a smaller package. With incredible interiors, high performance engines and top-notch handling it is sure to rise to the top of its class.





460 FLY

The 460 is sure to impress with its stylish design and innovative features



A dynamic yet balanced exterior



An incredible amount of space on the flybridge



460 FLY

Beach Mode

Put down the sides and extend the amount of space in the cockpit - genius!



The bow rest area will be the centre of attention



An extra seat and a grill option are available



460 FLY - Walnut

The kitchen area is moved back and can also service the port side bar with the window slid open



The front of the saloon is occupied by a large dining area and a helm station



Forward VIP guest cabin



The owner's cabin offers incredible space



Bathroom with a separate shower



460 FLY - Walnut High Gloss

Select a high gloss dark interior design for a luxury and bespoke finish



The dining and entertainment area with a pop-up TV



Three cabins are available down below



Find extra storage in all the cabins

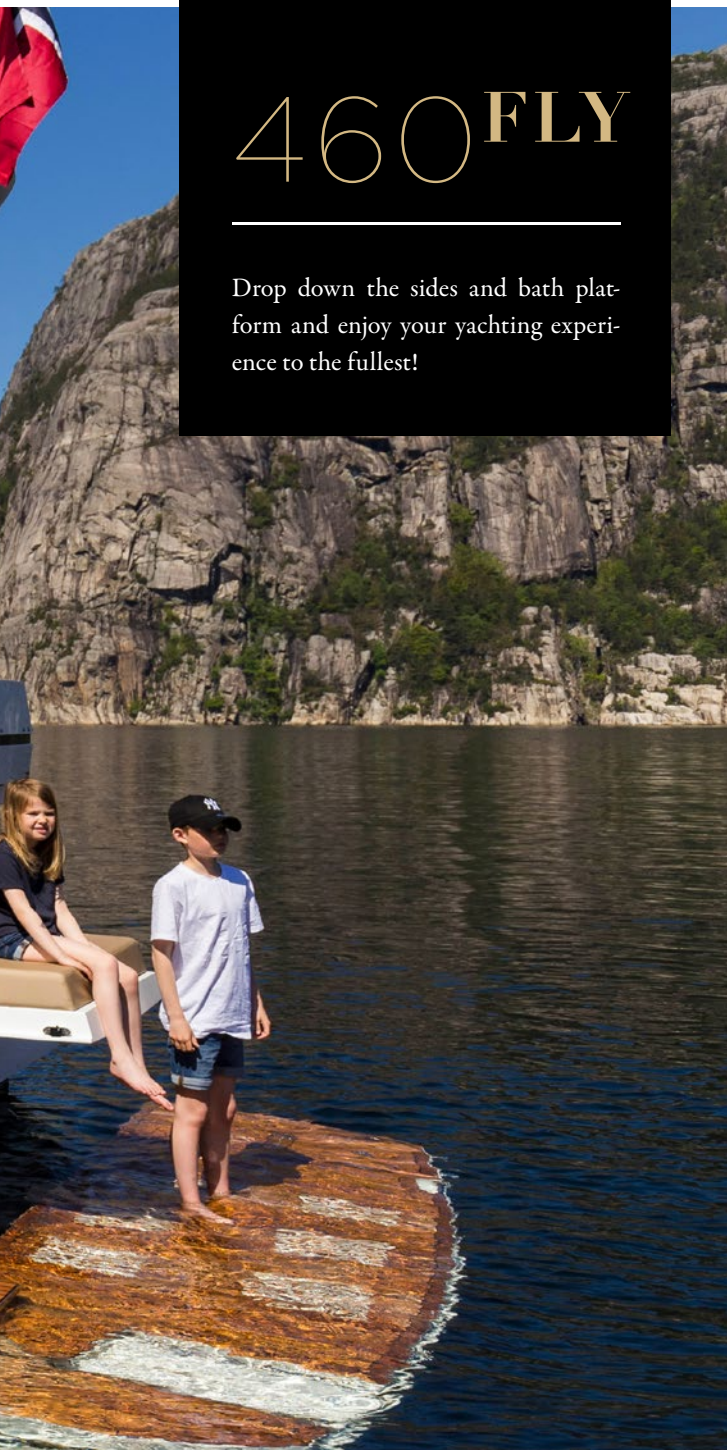


Bunk beds in the guest cabin



460 FLY

Drop down the sides and bath platform and enjoy your yachting experience to the fullest!



Have all the controls handy on the top deck helm station



Great use of space on the flybridge



— The bow sundeck can be transformed into a rest or dining area



— Find respite in the cockpit



— Flybridge will seat plenty!

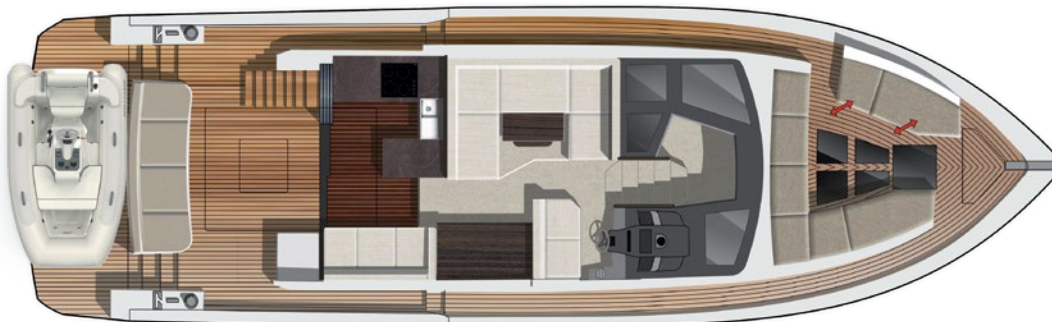



— Outside grill will surely come in handy

460 FLY

THE NEXT STEP

LAYOUTS



TECHNICAL SPECIFICATION

Length of the hull	[m]	12.90
Length overall	[m]	14.35
Beam of the hull	[m]	4.33
Beam overall	[m]	4,37 / 5,66 ₄
Draft max ₁	[m]	0.90
Bridge clearance ₂	[m]	4.83
Height to transport	[m]	5.89
Fuel tank capacity	[dm ³]	2 x 750
Water tank capacity	[dm ³]	650
Grey water tank	[dm ³]	350
Black water tank	[dm ³]	200
Mass of Light Craft Condition ₃	[kg]	16000
Maximum Load	[kg]	3950
Min. engine (-s) power	[kW/hp]	2 x 324 / 440
Max. engine (-s) power	[kW/hp]	2 x 441 / 600
Crew limit		12
Category		B

₁ - without propellers ₂ - Max. height from water line at draft min. ₃ - minimum mass with base engines
₄ - with Beach mode, balconies down

**3RD GALEON
GENERATION**

TONY CASTRO
DESIGN & NAVAL ARCHITECTURE

**VOLVO
PENTA**



460 FLY





THE NEXT
STEP
